

# Feedback Analysis Report 2018-19

Name of the Feedback ( Stakeholders) : Students/Teachers/Alumni/Parents/Employers.

Student (Arts)

No. of Feedbacks	A	B	C	D	Total
	152	59	10	19	240

## Preferential Analysis of Feedback

Value Indicators

Value

A = 63.33

B = 24.58


C = 04.16

D = 07.33


Students give feedback as found good as better still  
we expect your positive response. It would be bought 100  
Be noble of the management

Overall Analysis of the feedback

On 29.6.19 feedbacks have been analyzed, it is found satisfactory/ dissatisfactory. It will be brought into the notice of the College Development Committee/ Management Council to take further action.

  
Committee in charge

Bhoole R. G.  
Feedback Committee

  
Principal

Principal  
Sambhaji College (Arts, Com. & Sci.)  
Murud Tal. & Dist Latur (M.S.)

# Feedback Analysis Report 2018-19

Name of the Feedback ( Stakeholders) : Students/Teachers/Alumni/Parents/Employers.

B. Com:

No. of Feedbacks	A	B	C	D	Total
	360	211	61	48	680

## Preferential Analysis of Feedback

Value Indicators

Value

A = 360 52.94 %

B = 211 31.03 %


C = 61 8.97 %

D = 48 7.06 %


it has been found satisfactory, still we will discuss over time.

## Overall Analysis of the feedback

On 29.6.19 feedbacks have been analyzed, it is found satisfactory/ dissatisfactory. It will be brought into the notice of the College Development Committee/ Management Council to take further action.

  
Committee in charge

Bhosle R. K.  
Feedback Committee

  
Principal  
Principal  
Sambhaji College (Art's, Com. & Sci.)  
Murud Tq. & Dist. Latur (M.S.)



# Feedback Analysis Report 2018-19

Name of the Feedback ( Stakeholders) : Students/Teachers/Alumni/Parents/Employers.

Science

No. of Feedbacks	A	B	C	D	Total
	150	146	57	39	392

## Preferential Analysis of Feedback

Value Indicators

Value

A = 150

38.2 %

B = 146

37.2 %

C = 57

14.5 %


D = 39

9.9 %

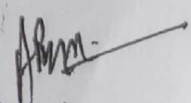
We are hopeful to meet your expectations at the best of my ability. It will be forwarded to you.

## Overall Analysis of the feedback

On 29.6.2019 feedbacks have been analyzed, it is found satisfactory/ dissatisfactory. It will be brought into the notice of the College Development Committee/ Management Council to take further action.

  
Committee in charge

Bhosle R. G.  
Feedback committee

  
Principal

Principal  
Sambhaji College (Art's, Com. & Sci.)  
Murud Tal. & Dist. Latur (M.S.)

Sambhaji College ( Arts & Commerce) Murud

Academic Year 2018-19

General Feedback form

Name of the Student

Class

Contact No.

Email.....

Rate the following your feedback seeking bulleted templates with

mark

❖ चालू शै.वर्ष अभ्यासक्रम परिस्थितीपूरक वाटतात.

होय

नाही

अंशतः

नाहीच

The Said academic year syllabus is relevant

Yes

No

Partly

Never

❖ सदरील अभ्यासक्रम आपल्या अपेक्षा पूर्ण करण्यास कितपत योग्य वाटतो ?

100%

75 %

50%

25%

The Current academic curriculum covers your expectatiations in what extent ?

100%

75 %

50%

25%

❖ सदरील अध्यापन पध्दती अभ्यासक्रम वैशिष्ट्येभिमुख वाटते.

होय

नाही

अंशतः

नाहीच

Whether the current teaching metholodology meets the curriculum cent per cent. ?

Yes

No

Partly

Never

❖ कोणती अध्यापनपध्दती अभ्यासक्रमभिमुख वैशिष्ट्ये साध्य करण्यास पुरक वाटेल.

व्याख्यान

प्रश्नोत्तरे

ICT

सर्व

What methology should be applied to meet the curriculum effectively ?

Lecture

Q&A

ICT

All

❖ अध्यापन नियोजनान्वये आपला अभ्यासक्रम कितपत पूर्ण होतो.

100%

75 %

50%

25%

As per teaching plan gets syllabus completed. ?

100%

75 %

50%

25%

❖ प्रस्थापीत अध्यापन पध्दती कितपत समाधानकारक वाटते.

पूर्णतः

अंशतः

बदलाची गरज

बदलाची गरज नाही



Existing teaching methodology is satisfying ?

fully

Partly

to change

Not to change

❖ अभ्यासक्रमभिमुख सुविधा आपणास आपला अभ्यासक्रम यशस्वीरीत्या पूर्ण करण्यास कितपत मार्गदर्शक ठरतात ?

100%

75 %

50%

25%

Whether the student support services help in enriching the curricularim effectively

100%

75 %

50%

25%

❖ महाविद्यालयीन ग्रंथालय अभ्यासक्रमभिमुख कितपत पूरक आहे.?

100%

75 %

50%

25%

The college library to what extent advantageous to meet the curiculum ?

100%

75 %

50%

25%

❖ महाविद्यालयीन प्रशासन कितपत विद्यार्थी केन्द्रीत आहे.

100%

75 %

50%

25%

The college Administration is students centric inwhat extent ?

100%

75 %

50%

25%

❖ महाविद्यालयीन व्यवस्थापन कितपत विद्यार्थी केन्द्रीत आहे.?

100%

75 %

50%

25%

The college Administration is students centric inwhat extent ?

100%

75 %

50%

25%

❖ या शिवाय आपणास काय वाटते ?

If any suggestions

---

---

---

---

---

Committee Incharge

Student sign.

# Feedback Analysis Report 2018-19

Name of the Feedback ( Stakeholders) : Students/Teachers/Alumni/Parents/Employers. ✓

Parents,

No. of Feedbacks	A	B	C	D	Total
	87	64	03	-	154

## Preferential Analysis of Feedback

Value Indicators

Value

A = 87 - 56.49 %

B = 64 - 41.55 %


C = 03 - 01.94 %

D = - - 00.00 %

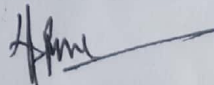
It has been found sound as a word like to put before the CDC/MC for the further action

## Overall Analysis of the feedback

On 29.6.19 feedbacks have been analyzed, it is found satisfactory/ dissatisfactory. It will be brought into the notice of the College Development Committee/ Management Council to take further action.

  
Committee in charge

Bhosle R.G.  
Feed Back committee

  
Principal

Sambhaji College (Arts, Com. & Sci.)  
Murud Tq. & Dist Latur (M.S.)



## पालक अभिप्राय

महाविद्यालयातील वाटचालीमध्ये पाकांची भूमिका विचार घेण्यासाठी महाविद्यालय प्रत्येक शै.वर्षाच्या पालक मेळाव्यात पालकांचा अभिप्राय घेण्यात येतो. अभिप्राय देण म्हणजे महाविद्यालयाच्या व प्रशासकीय प्रक्रियेत अप्रत्यक्ष सहभागी होणे होय.

तरी पालकांनी आपला अभिप्राय निसंकोच व निर्भिडपणे दयावा.

- पालकाचे पूर्ण नांव :- \_\_\_\_\_
- पालकाचा संपर्क पत्ता :- \_\_\_\_\_
- दुरध्वनी वा भ्रमणध्वनी क्रमांक :- \_\_\_\_\_
- पाल्याचे पूर्ण नांव वर्ग व शाखा :- \_\_\_\_\_
- पुढे दिलेल्या वस्तुनिष्ठ प्रशाचे उत्तर:- \_\_\_\_\_

✓ मार्क करून दयावे

- |                      |             |                          |       |                          |        |                          |
|----------------------|-------------|--------------------------|-------|--------------------------|--------|--------------------------|
| ➤ प्रवेश प्रक्रिया   | :- अतिउत्तम | <input type="checkbox"/> | उत्तम | <input type="checkbox"/> | साधारण | <input type="checkbox"/> |
| ➤ शैक्षणिक शिस्त     | :- अतिउत्तम | <input type="checkbox"/> | उत्तम | <input type="checkbox"/> | साधारण | <input type="checkbox"/> |
| ➤ अभ्यासपुरक उपक्रम  | :- अतिउत्तम | <input type="checkbox"/> | उत्तम | <input type="checkbox"/> | साधारण | <input type="checkbox"/> |
| ➤ प्रशासकीय शिस्त    | :- अतिउत्तम | <input type="checkbox"/> | उत्तम | <input type="checkbox"/> | साधारण | <input type="checkbox"/> |
| ➤ ज्ञानकौशल्य बाबत   | :- अतिउत्तम | <input type="checkbox"/> | उत्तम | <input type="checkbox"/> | साधारण | <input type="checkbox"/> |
| ➤ परीक्षे संदर्भात   | :- अतिउत्तम | <input type="checkbox"/> | उत्तम | <input type="checkbox"/> | साधारण | <input type="checkbox"/> |
| ➤ मुल्यमापन पध्दती   | :- अतिउत्तम | <input type="checkbox"/> | उत्तम | <input type="checkbox"/> | साधारण | <input type="checkbox"/> |
| ➤ काही सुचना असल्यास | :-          | _____                    |       |                          |        |                          |
|                      |             | _____                    |       |                          |        |                          |
|                      |             | _____                    |       |                          |        |                          |

पालकाची स्वाक्षरी

# Feedback Analysis Report 2018-19

Name of the Feedback ( Stakeholders) : Students/Teachers/Alumni/Parents/Employers.

Employer's

No. of Feedbacks	A	B	C	D	Total
	13	09	02	-	24

## Preferential Analysis of Feedback

Value Indicators

Value

$$A = 13 - 54.16\%$$

$$B = 09 = 37.5\%$$

$$C = 02 = 8.33\%$$

$$D = -$$

In consultation with, the collected fbs have been analysed  
only. Re and large it has been term) satisfactory. Still as about  
my, bring to the teacher action

Overall Analysis of the feedback

On 29.6.19 feedbacks have been analyzed, it is found satisfactory/ dissatisfactory. It will be brought into the notice of the College Development Committee/ Management Council to take further action.

Committee in charge

Bhosle R.G.  
Feed Back Committee

Principal

Principal  
Sambhaji College (Art's, Com & Sci.)  
Murud Tq. & Dist. Latur (M.S.)



SAMBHAJI COLLEGE (ARTS, COMMERCE & SCI.), MURUD  
TA.DIST.LATUR

Employer's Feedback -2018-19

Name of the Employer :- .....

Address :- .....

Contact No. :- ..... Email ID:- .....

➤ How do you feel over the objectives of the Degree curriculum?

Good Better Best Dis-Satisfactory

प्रस्थापित पदवी अभ्यासक्रमाविषयी आपणास काय वाटते ?

चांगले उत्तम अतिउत्तम असमाधानकारक

➤ Whether the said syllabic features are relevant to meet the needs of society?

100 % 75 % 50 % 25 %

पदवी अभ्यासक्रम समाजाभिमुख वाटतो ?

100 % 75 % 50 % 25 %

➤ How do you feel over the course and programme outcomes in terms of employment?

Good Better Best Dis-Satisfactory

आपणास पदवी अभ्यासक्रम रोजगाराभिमुख कसा वाटतो ?

चांगले उत्तम अतिउत्तम असमाधानकारक

➤ In terms of employment whether employers should be considered while setting the curriculum?

Yes No Need to concert Never

पदवी अभ्यासक्रम तयार करताना विद्यापीठाने तात्कालीन उद्योजकाशी

विचारविनिमय करावा असे वाटते का ?

होय नाही करावाच गरज नाही